

WHERE TO LOCATE SMOKE DETECTORS:

Detectors are to be located on every level of a residence, (basement, first floor, second floor) excluding crawl spaces and unfinished attics, and in every separate sleeping area, between sleeping areas and living areas such as the kitchen, garage, basement or utility room. In homes with only one sleeping area on one floor, a detector is to be placed in the hallway outside the bedroom as shown in Figure 1. In single floor homes with two separate sleeping areas, two detectors are required outside each sleeping area as shown in Figure 2. In multi-level homes, detectors are to be located outside sleeping areas and at every finished level of the home as shown in Figure 3. Basement level detectors are to be located in close proximity to the bottom of basement stairwells as shown in Figure 4.

WHERE NOT TO LOCATE SMOKE DETECTORS:

To avoid false alarms and/or improper operation, avoid installation of smoke detectors in the following areas:

- Kitchens - smoke from cooking may cause a nuisance alarm
- Bathrooms - excessive steam from a shower may cause a nuisance alarm
- Near forced air ducts used for heating or air conditioning - air movement may prevent smoke from reaching detector
- Near furnaces of any type - air and dust movement and normal combustion products may cause a nuisance alarm
- The 4 inch "Dead Air" space where the ceiling meets the wall as shown in Figure 5
- The peak of an "A" frame type ceiling - "Dead Air" at the top may prevent smoke from reaching the detector

CARBON MONOXIDE ALARMS are to be located in every separate sleeping area per NFPA 720 and manufacturer's recommendations.

FURTHER INFORMATION ON DETECTOR PLACEMENT:

For further information about smoke detector placement, consult National Fire Protection Association's Standard No. 74-1984, titled "Household Fire Warning Equipment." For carbon monoxide alarms, their publication is Recommended Practice No. 720. These publications may be obtained by writing to the Publication Sales Department, National Fire Protection Association, Batterymarch Park, Quincy, MA 02269.

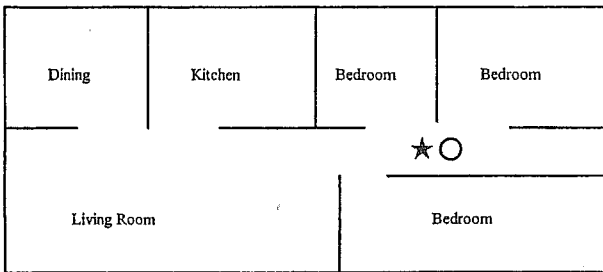


Figure 1

★ SMOKE DETECTOR
○ CARBON MONOXIDE ALARM

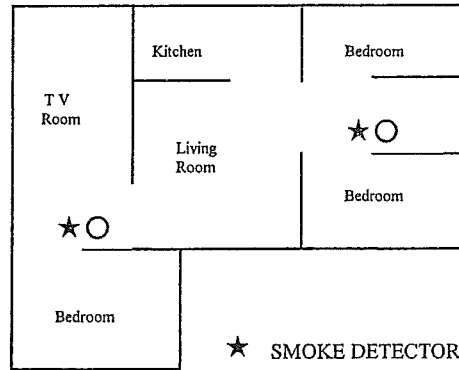


Figure 2

★ SMOKE DETECTOR
○ CARBON MONOXIDE ALARM

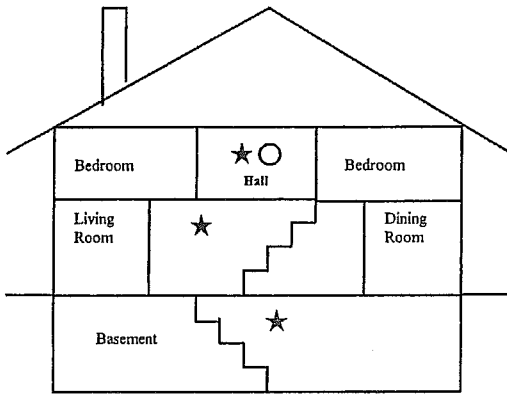


Figure 3

★ SMOKE DETECTOR
○ CARBON MONOXIDE ALARM

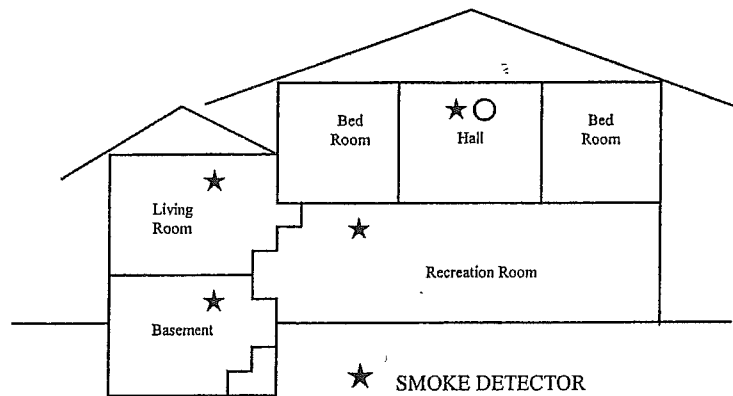


Figure 4

★ SMOKE DETECTOR
○ CARBON MONOXIDE ALARM

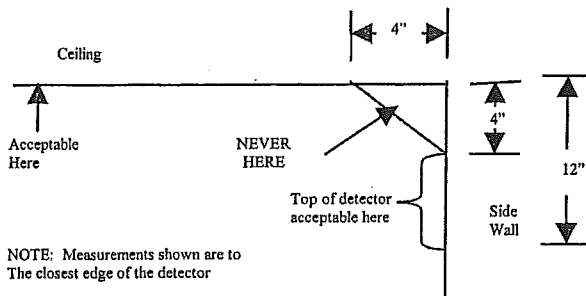


Figure 5

- PORTABLE FIRE EXTINGUISHERS SHALL BE:**
1. 2 1/2 to 10 lb., type ABC
 2. Listed, labeled, charged and operable
 3. Mounted on hangers or brackets supplied by the manufacturer
 4. Within 10 feet of the kitchen area unless otherwise permitted by the Fire Prevention Bureau
 5. Located with the top no more than 5 feet above the floor and bottom at least 4 inches above the floor
 6. Visible and in a readily-accessible spot, free from obstruction
 7. Near a room exit or travel way that provides an escape route to the exterior
 8. Accompanied by an owner's manual or written information regarding the operation, inspection and maintenance of the extinguisher
 9. Installed so the operating instructions are clearly visible